



Introductory sub-table (I)(a)

Name of the Company: SHREYANS INDUSTRIES LTD				
Scrip Code, Name of the scrip, class of security: NSE-- SHREYANIND, BSE-- 516016				
Quarter ended: 30th June, 2013				
Partly paid-up shares:-		No. of partly paid-up shares	As a % of total no. of partly paid-up shares	As a % of total no. of shares of the company
Held by promoter/promoter group		0	#DIV/0!	0
Held by public		0	#DIV/0!	0
	Total	0	#DIV/0!	0
Outstanding convertible securities:-		No. of outstanding securities	As a % of total no. of outstanding convertible securities	As a % of total no. of shares of the company, assuming full conversion of the convertible securities
Held by promoter/promoter group		0	#DIV/0!	0
Held by public		0	#DIV/0!	0
	Total	0	#DIV/0!	0
Warrants:-		No. of warrants	As a % of total no. of warrants	As a % of total no. of shares of the company, assuming full conversion of warrants
Held by promoter/promoter group		0	#DIV/0!	0
Held by public		0	#DIV/0!	0
	Total	0	#DIV/0!	0
Total paid-up capital of the company, assuming full conversion of warrants and convertible securities		13824550		




Statement Showing Shareholding Pattern

			Table (I)(a)					
Category code	Category of Shareholder	Number of Shareholders	Total number of shares	Number of shares held in dematerialized form	Total shareholding as a percentage of total number of shares		Shares Pledged or otherwise encumbered	
					As a percentage of(A+B) ¹	As a percentage of (A+B+C)	Number of shares	As a percentage
(I)	(II)	(III)	(IV)	(V)	(VI)	(VII)	(VIII)	(IX)= (VIII)/(IV)*100
(A)	Shareholding of Promoter and Promoter							
1	Indian							
(a)	Individuals/ Hindu Undivided Family							
		3	51401	37551	0.37	0.37	37551	73.05
(b)	Central Government/ State Government(s)							
		0	0	0	0.00	0.00		0.00
(c)	Bodies Corporate							
		10	6080736	6078686	43.99	43.99	5388486	88.62
(d)	Financial Institutions/ Banks							
		0	0	0	0.00	0.00		0.00
(e)	Any Others(Specify)							
		0	0	0	0.00	0.00		0.00
(e-i)	Relatives of Individual Promoters							
		3	204200	204200	1.48	1.48		0.00
(e-ii)								
					0.00	0.00		0.00
	Sub Total(A)(1)	16	6336337	6320437	45.83	45.83	5426037	85.63
2	Foreign							
a	Individuals (Non-Residents Individuals/ Foreign Individuals)							
		0	0	0	0.00	0.00		0.00
b	Bodies Corporate							
		0	0	0	0.00	0.00		0.00
c	Institutions							
		0	0	0	0.00	0.00		0.00
d	Qualified Foreign Investor							
		0	0	0	0.00	0.00		0.00
e	Any Others(Specify)							
		0	0	0	0.00	0.00		0.00
e-i								
					0.00	0.00		0.00




Statement Showing Shareholding Pattern

			Table (I)(a)		Total shareholding as a percentage of total number of shares		Shares Pledged or otherwise encumbered	
Category code	Category of Shareholder	Number of Shareholders	Total number of shares	Number of shares held in dematerialized form	As a percentage of(A+B) ¹	As a percentage of (A+B+C)	Number of shares	As a percentage (IX)= (VIII)/(IV)*100
(I)	(II)	(III)	(IV)	(V)	(VI)	(VII)	(VIII)	(IX)= (VIII)/(IV)*100
e-ii								
	Sub Total(A)(2)	0	0	0	0.00	0.00	0	0.00
	Total Shareholding of Promoter and	16	6336337	6320437	45.83	45.83	5426037	85.63
(B)	Public shareholding							
1	Institutions							
(a)	Mutual Funds/ UTI	6	4250	0	0.03	0.03		
(b)	Financial Institutions / Banks	1	1550	1550	0.01	0.01		
(c)	Central Government/ State Government(s)	0	0	0	0.00	0.00		
(d)	Venture Capital Funds	0	0	0	0.00	0.00		
(e)	Insurance Companies	0	0	0	0.00	0.00		
(f)	Foreign Institutional Investors	0	0	0	0.00	0.00		
(g)	Foreign Venture Capital Investors	0	0	0	0.00	0.00		
(h)	Qualified Foreign Investor	0	0	0	0.00	0.00		
(i)	Any Other (specify)	0	0	0	0.00	0.00		
(i-ii)					0.00	0.00		
(i-ii)								
	Sub-Total (B)(1)	7	5800	1550	0.04	0.04		
B 2	Non-institutions							
(a)	Bodies Corporate	131	2469825	399715	17.87	17.87		
(b)	Individuals				0.00	0.00		




Statement Showing Shareholding Pattern

			Table (I)(a)		Total shareholding as a percentage of total number of shares		Shares Pledged or otherwise encumbered	
Category code	Category of Shareholder	Number of Shareholders	Total number of shares	Number of shares held in dematerialized form	As a percentage of(A+B) ¹	As a percentage of (A+B+C)	Number of shares	As a percentage
(I)	(II)	(III)	(IV)	(V)	(VI)	(VII)	(VIII)	(IX)= (VIII)/(IV)*100
I	Individuals -i. Individual shareholders holding nominal share capital up to Rs 1 lakh	17423	1979984	779160	14.32	14.32		
II	ii. Individual shareholders holding nominal share capital in excess of Rs. 1 lakh.	45	2620435	2620435	18.95	18.95		
(c)	N.R.I	67	162231	162231	1.17	1.17		
(d)	Any Other (specify)				0.00	0.00		
(d-i)	HUF	90	246961	246861	1.79	1.79		
(d-ii)	Clearing Members/Trust	5	2977	2977	0.02	0.02		
	Sub-Total (B)(2)	17761	7482413	4211379	54.12	54.12		
(B)	Total Public Shareholding (B)= (B)(1)+(B)(2)	17768	7488213	4212929	54.17	54.17		
	TOTAL (A)+(B)	17784	13824550	10533366	100.00	100.00		
(C)	Shares held by Custodians and against which Depository Receipts have been issued							
1	Promoter and Promoter Group					0.00		0.00
2	Public					0.00		
	Sub-Total (C)	0	0	0				
	GRAND TOTAL (A)+(B)+(C)	17784	13824550	10533366		100.00		39.25




Sr.No	Notes
1	Detail A(1) (a) belongs to the individual promoters and their HUF.
2	Detail A(1) (e-i) belongs to the relatives of individual promoters
3	13850 equity shares of promoter group is yet not demated.
4	
5	
6	
7	
8	
9	



(I)(b) Statement showing holding of securities (including shares, warrants, convertible securities) of persons belonging to the category "Promoter and Promoter Group"


Sr. No.	Name of the shareholder	Details of Shares held		Encumbered shares (*)			Details of warrants		Details of convertible securities		Total shares (including underlying shares assuming full conversion of warrants and convertible securities) as a % of diluted share capital
		Number of shares held	As a % of grand total (A)+(B)+(C)	No.	As a percentage	As a % of grand total (A)+(B)+(C) of sub-clause (I)(a)	Number of warrants held	As a % total number of warrants of the same class	Number of convertible securities held	As a % total number of convertible securities of the same class	
(I)	(II)	(III)	(IV)	(V)	(VI)=(V)/(III)*100	(VII)	(VIII)	(IX)	(X)	(XI)	(XII)
1	Sh. D. K. Oswal	31301	0.23	31301	100.00	0.23	0	0	0	0	0.23
2	Sh. Rajneesh Oswal	6250	0.05	6250	100.00	0.05	0	0	0	0	0.05
3	D. K. Oswal HUF	13850	0.10		0.00	0.00	0	0	0	0	0.10
4	Mrs. Nirmal K. Oswal	58950	0.43		0.00	0.00	0	0	0	0	0.43
5	Mrs. Priti Oswal	60000	0.43		0.00	0.00	0	0	0	0	0.43
6	Mr. Kunal Oswal	85250	0.62		0.00	0.00	0	0	0	0	0.62
7	Jagvallabh Parasnath Capital Investment (P) Ltd.	883751	6.39	883501	99.97	6.39	0	0	0	0	6.39
8	Adeep Investment Company	708245	5.12	707395	99.88	5.12	0	0	0	0	5.12
9	Ojasvi Investment & Mercantile Company	752700	5.44	641500	85.23	4.64	0	0	0	0	5.44
10	Levina Investment & Mercantile Company	753150	5.45	556150	73.84	4.02	0	0	0	0	5.45
11	Virat Investment & Mercantile Company	595050	4.30	588000	98.82	4.25	0	0	0	0	4.30
12	Achin Investment & Mercantile Company	686800	4.97	448800	65.35	3.25	0	0	0	0	4.97
13	Noble Share Trading (P) Ltd.	457000	3.31	420000	91.90	3.04	0	0	0	0	3.31
14	Limelite Consultants (P) Ltd.	460640	3.33	410640	89.15	2.97	0	0	0	0	3.33
15	Sulzer Investments (P) Ltd.	460000	3.33	410000	89.13	2.97	0	0	0	0	3.33
16	Shreyans Financial & Capital Services Ltd.	323400	2.34	322500	99.72	2.33	0	0	0	0	2.34
TOTAL		6336337	45.83	5426037	85.63	39.25	0	0	0	0	45.83

(*) The term "encumbrance" has the same meaning as assigned to it in regulation 28(3) of the SAST Regulations, 2011




(I)(c)(i) Statement showing holding of securities (including shares, warrants, convertible securities) of persons belonging to the category "Public" and holding more than 1% of the total number of shares

Sr. No.	Name of the shareholder	Number of shares held	Shares as a percentage of total number of shares {i.e., Grand Total (A)+(B)+(C) indicated in Statement at para (I)(a) above}	Details of warrants		Details of convertible securities		Total shares (including underlying shares assuming full conversion of warrants and convertible securities) as a % of diluted share capital
				Number of warrants held	As a % total number of warrants of the same class	Number of convertible securities held	% w.r.t total number of convertible securities of the same class	
1	Mood Dealers Pvt. Limited	2060000	14.90	0	0	0	0	14.90
6	Lalit Gupta	376400	2.72	0	0	0	0	2.72
5	Nilima Upendra Mehta	211912	1.53	0	0	0	0	1.53
2	Amit Shantilal Motla	165765	1.20	0	0	0	0	1.20
4	Bharat Jayantilal Patel	156803	1.13	0	0	0	0	1.13
3	Bhavna Amit Motla	142350	1.03	0	0	0	0	1.03
7								
8								
9								
10								
TOTAL		3113230	22.52	0	0	0	0	22.52




(I)(c)(ii) Statement showing holding of securities (including shares, warrants, convertible securities) of persons (together with PAC) belonging to the category "Public" and holding more than 5% of the total number of shares of the company

Sr. No.	Name(s) of the shareholder(s) and the Persons Acting in Concert (PAC) with them	Number of shares	Shares as a percentage of total number of shares {i.e., Grand Total (A)+(B)+(C) indicated in Statement at para (I)(a) above}	Details of warrants		Details of convertible securities		Total shares (including underlying shares assuming full conversion of warrants and convertible securities) as a % of diluted share capital
				Number of warrants	As a % total number of warrants of the same class	Number of convertible securities held	% w.r.t total number of convertible securities of the same class	
1	Mood Dealers Pvt. Limited	2060000	14.90	0	0	0	0	14.90
2								
3								
4								
5								
6								
7								
8								
9								
10								
TOTAL		2060000	14.90	0	0	0	0	14.90




(I)(d) Statement showing details of locked-in shares

Sr. No.	Name of the shareholder	Number of locked-in shares	Locked-in shares as a percentage of total number of shares {i.e., Grand Total (A)+(B)+(C) indicated in Statement at para (I)(a) above}
1			0.00
2			0.00
3	NIL		0.00
4			0.00
5			0.00
6			0.00
7			0.00
8			0.00
9			0.00
TOTAL		0	0.00



(II)(a) Statement showing details of Depository Receipts (DRs)

Sr. No.	Type of outstanding DR (ADRs, GDRs, SDRs, etc.)	Number of outstanding DRs	Number of shares underlying outstanding DRs	Shares underlying outstanding DRs as a percentage of total number of shares {i.e., Grand Total (A)+(B)+(C) indicated in Statement at para (I)(a) above}
1				0.00
2				0.00
3	NIL			0.00
4				0.00
5				0.00
6				0.00
7				0.00
8				0.00
9				0.00
TOTAL		0	0	0.00



(II)(b) Statement showing holding of Depository Receipts (DRs), where underlying shares held by "promoter/promoter group" are in excess of 1% of the total number of shares

Sr. No.	Name of the DR Holder	Type of outstanding DR (ADRs, GDRs, SDRs, etc.)	Number of shares underlying outstanding DRs	Shares underlying outstanding DRs as a percentage of total number of shares {i.e., Grand Total (A)+(B)+(C) indicated in Statement at para (I)(a) above}
1				0.00
2				0.00
3	NIL			0.00
4				0.00
5				0.00
6				0.00
7				0.00
8				0.00
9				0.00
TOTAL			0	0.00

