

Format of holding of specified securities

1. Name of Listed Entity:

SHREYANS INDUSTRIES LIMITED

2. Scrip Code/Name of Scrip/Class of Security

BSE-516016/
NSE- SHREYANIND

3. Share Holding Pattern Filed under: Reg. 31(1)(a)/Reg. 31(1)(b)/Reg.31(1)(c)

a. If under 31(1)(b) then indicate the report for Quarter ending

31/12/2015

b. If under 31(1)(c) then indicate date of allotment/extinguishment

4. **Declaration:** The Listed entity is required to submit the following declaration to the extent of submission of information:-

Particulars	Yes*	No*
1. Whether the Listed Entity has issued any partly paid up shares?		No
2. Whether the Listed Entity has issued any Convertible Securities or Warrants?		No
3. Whether the Listed Entity has any shares against which depository receipts are issued?		No
4. Whether the Listed Entity has any shares in locked-in?		No
5. Whether any shares held by promoters are pledge or otherwise encumbered?		No

** If the Listed Entity selects the option 'No' for the questions above, the columns for the partly paid up shares, Outstanding Convertible Securities/Warrants, depository receipts, locked-in shares, No of shares pledged or otherwise encumbered by promoters, as applicable, shall not be displayed at the time of dissemination on the Stock Exchange website. Also wherever there is 'No' declared by Listed Entity in above table the values will be considered as 'Zero' by default on submission of the format of holding of specified securities.*

5. The tabular format for disclosure of holding of specified securities is as follows:-




Table I - Summary Statement holding of specified securities

Category	Category of shareholder	No. of shareholder	No. of fully paid up equity shares held	Partly paid-up equity shares held	Nos. of shares underlying Depository Receipts	Total no. shares held	Shareholding % calculated as per SCRR, 1957 As a % of (A+B+C2)	Number of Voting Rights held in each class of securities				No. of Shares Underlying Outstanding convertible securities (including Warrants)	Total shareholding, as a % assuming full conversion of convertible securities (as a percentage of diluted share capital)	Number of Locked in shares		Number of Shares pledged or otherwise encumbered		Number of equity shares held in dematerialized form (Not Applicable)
								No of Voting Rights			Total as a % of Total Voting rights			No.	As a % of total Shares held	No. (Not applicable)	As a % of total shares held (Not applicable)	
								Class X	Class Y	Total								
(I)	(II)	(III)	(IV)	(V)	(VI)	(VII)=(IV)+(V)+(VI)	(VIII)	(IX)				(X)	(XI)= (VII)+(X)	(XII)	(XIII)		(XIV)	
(A)	Promoter & Promoter Group	16	6532887			6532887	47.26					47.26						6525787
(B)	Public	16999	7291663			7291663	52.74					52.74						4256274
(C)	Non Promoter- Non Public																	
(C1)	Shares underlying DRs																	0
(C2)	Shares held by Employee Trusts																	0
	Total	17015	13824550			13824550	100					100						10782061




Table II - Statement showing shareholding pattern of the Promoter and Promoter Group

Category & Name of the Shareholders	PAN	No. of shareholder	No. of fully paid up equity shares held	Partly paid-up equity shares held	Nos. of shares underlying Depository Receipts	Total no. shares held	Shareholding % calculated as per SCRR, 1957 As a % of (A+B+C2)	Number of Voting Rights held in each class of securities				No. of Shares Underlying Outstanding convertible securities (including Warrants)	Total shareholding, as a % assuming full conversion of convertible securities (as a percentage of diluted share capital)	Number of Locked in shares		Number of Shares pledged or otherwise encumbered		Number of equity shares held in dematerialized form (Not Applicable)
								No of Voting Rights			Total as a % of Total Voting rights			No.	As a % of total Shares held	No. (Not applicable)	As a % of total shares held (Not applicable)	
								Class X	Class Y	Total								
(I)	(II)	(III)	(IV)	(V)	(VI)	(VII)=(IV)+(V)+(VI)	(VIII)	(IX)				(X)	(XI)= (VII)+(X)	(XII)	(XIII)		(XIV)	
1	Indian																	
(a)	Individual/Hindu Undevided Family	6	248851			248851	1.80					1.80						241751
	KUNAL OSWAL		85250			85250	0.62					0.62						85250
	PRITI OSWAL		60000			60000	0.43					0.43						60000
	NIRMAL KUMARI OSWAL		58950			58950	0.43					0.43						58950
	DARSHAN KUMAR OSWAL		31301			31301	0.23					0.23						31301
	DARSHAN KUMAR & SONS (IST HUF)		7100			7100	0.05					0.05						0
	RAJNEESH OSWAL		6250			6250	0.05					0.05						6250
(b)	Central Government/State Government(s)																	
(c)	Financial Institutions/Banks																	
(d)	Any Other (Specity)	10	6284036			6284036	45.46					45.46						6284036
	JAGVALLABH PARASNATH CAPITAL INVESTMENT PVT LTD		912501			912501	6.60					6.60						912501
	LEVINA INVESTMENT AND MERCANTILE CO		782250			782250	5.66					5.66						782250
	OJASVI INVESTMENT AND MERCANTILE CO		752500			752500	5.44					5.44						752500
	ADEEP INVESTMENT CO		737395			737395	5.33					5.33						737395
	ACHIN INVESTMENT AND MERCANTILE CO		717150			717150	5.19					5.19						717150
	VIRAT INVESTMENT & MERCANTILE CO		595100			595100	4.30					4.30						595100
	LIMELITE CONSULTANTS PVT LTD		489640			489640	3.54					3.54						489640
	SULZER INVESTMENT PVT LTD		489000			489000	3.54					3.54						489000
	NOBLE SHARE TRADING PVT LTD		486000			486000	3.52					3.52						486000
	SHREYANS FINANCIAL AND CAPITAL SERVICES LTD		322500			322500	2.33					2.33						322500
	Sub Total (A)(1)	16	6532887			6532887	47.26					47.26	0	0.00	0	0.00		6525787




Table II - Statement showing shareholding pattern of the Promoter and Promoter Group

Category & Name of the Shareholders	PAN	No. of shareholder	No. of fully paid up equity shares held	Partly paid-up equity shares held	Nos. of shares underlying Depository Receipts	Total no. shares held	Shareholding % calculated as per SCRR, 1957 As a % of (A+B+C2)	Number of Voting Rights held in each class of securities				No. of Shares Underlying Outstanding convertible securities (including Warrants)	Total shareholding, as a % assuming full conversion of convertible securities (as a percentage of diluted share capital)	Number of Locked in shares		Number of Shares pledged or otherwise encumbered		Number of equity shares held in dematerialized form (Not Applicable)
								No of Voting Rights			Total as a % of Total Voting rights			No.	As a % of total Shares held	No. (Not applicable)	As a % of total share s held (Not applicable)	
								Class X	Class Y	Total								
(I)	(II)	(III)	(IV)	(V)	(VI)	(VII)=(IV)+(V)+(VI)	(VIII)	(IX)				(X)	(XI)= (VII)+(X)	(XII)		(XIII)	(XIV)	
2 Foreign																		
(a) Individual/Non Resident Individual/Foreing Individual																		
(b) Government																		
(c) Institutions																		
(d) Foreign Portfolio Investor																		
(e) Any Other (Specity)																		
Sub Total (A)(2)			0	0		0						0.00	0	0.00		0	0.00	0
Total Shareholding of Promoter and Promoter Group (A)= (A)(1)+(A)(2)			16	6532887		6532887	47.26					47.26	0	0.00		0	0.00	6525787



Table III - Statement showing shareholding pattern of the Public shareholder

Category & Name of the Shareholders	PAN	No. of shareholder	No. of fully paid up equity shares held	Partly paid-up equity shares held	Nos. of shares underlying Depository Receipts	Total no. shares held	Shareholding % calculated as per SCRR, 1957 As a % of (A+B+C2)	Number of Voting Rights held in each class of securities				No. of Shares Underlying Outstanding convertible securities (including Warrants)	Total shareholding, as a % assuming full conversion of convertible securities (as a percentage of diluted share capital)	Number of Locked in shares		Number of Shares pledged or otherwise encumbered		Number of equity shares held in dematerialized form (Not Applicable)
								No of Voting Rights			Total as a % of Total Voting rights			No.	As a % of total Shares held	No. (Not applicable)	As a % of total shares held (Not applicable)	
								Class X	Class Y	Total								
(i)	(ii)	(iii)	(iv)	(v)	(vi)	(vii)=(iv)+(v)+(vi)	(viii)	(ix)				(x)	(xi)=(vii)+(x)	(xii)		(xiii)		(xiv)
Institutions																		
(a) Mutual Fund		6	4250			4250	0.03					0.03						0
(b) Venture Capital Funds																		
(c) Alternate Investment Funds																		
(d) Foreign Venture Capital Investor																		
(e) Foreign Portfolio Investors																		
(f) Financial Institutions/Banks		1	1550			1550	0.01					0.01						1550
(g) Insurance Companies																		
(h) Provident Fund/Pensions Funds																		
(i) Any Other Specify																		
Sub Total (B)(1)		7	5800			5800	0.04					0.04	0	0.00	0	0.00		1550
Central Government/State Government/President of India																		
Sub Total (B)(2)		0	0			0						0	0	0.00	0	0.00		0
Non-Institutions																		
(a) 1. Individual Shareholders holding Nominal Share Capital Up to 2 Lacs		16842	1926243			1926243	13.93					13.93						965114
2. Individual Shareholders holding Nominal Share Capital Above 2 Lacs		25	2190994			2190994	15.85					15.85						2190994
LALIT GUPTA			376400			376400	2.72					2.72						376400
NILIMA UPENDRA MEHTA			223381			223381	1.62					1.62						223381
SANGEETHA S			192200			192200	1.39					1.39						192200
BHARAT JAYANTILAL PATEL			158215			158215	1.14					1.14						158215
Amit Shantilal Motla			156670			156670	1.13					1.13						156670
(b) NBFCs Registered with RBI																		
(c) Employee Trusts																		
(d) Overseas Depositories (Holding DRs) (Balancing Figure)																		
(e) Any other		125	3168626			3168626	22.92					22.92						1098616




Table III - Statement showing shareholding pattern of the Public shareholder

Category & Name of the Shareholders	PAN	No. of shareholder	No. of fully paid up equity shares held	Partly paid-up equity shares held	Nos. of shares underlying Depository Receipts	Total no. shares held	Shareholding % calculated as per SCRR, 1957 As a % of (A+B+C2)	Number of Voting Rights held in each class of securities				No. of Shares Underlying Outstanding convertible securities (including Warrants)	Total shareholding, as a % assuming full conversion of convertible securities (as a percentage of diluted share capital)	Number of Locked in shares		Number of Shares pledged or otherwise encumbered		Number of equity shares held in dematerialized form (Not Applicable)
								No of Voting Rights			Total as a % of Total Voting rights			No.	As a % of total Shares held	No. (Not applicable)	As a % of total share s held (Not applicable)	
								Class X	Class Y	Total								
(I)	(II)	(III)	(IV)	(V)	(VI)	(VII)=(IV)+(V)+(VI)	(VIII)	(IX)				(X)	(XI) = (VII)+(X)	(XII)		(XIII)		(XIV)
MOOD DEALERS PVT LIMITED			2060000			2060000	14.90					14.90						0
PAT FINANCIAL CONSULTANTS PRIVATE LIMITED			246753			246753	1.78					1.78						246753
RAI INVESTMENTS LTD			212400			212400	1.54					1.54						212400
BJD SECURITIES PRIVATE LTD			161434			161434	1.17					1.17						161434
INNOVATIVE DATA ORGANISERS PVT LTD			155432			155432	1.12					1.12						155432
DATTANI CERAMICS PVT LTD			145120			145120	1.05					1.05						145120
Sub Total (B)(3)		16992	7285863			7285863	52.70					52.70	0	0.00		0	0.00	4254724
Total Public Shareholding (B)= (B)(1)+(B)(2) + B (3)		16999	7291663			7291663	52.74					52.74	0	0.00		0	0.00	4256274




Table IV - Statement showing shareholding pattern of the Non Promoter- Non Public shareholder

Category & Name of the Shareholders	PAN	No. of shareholder	No. of fully paid up equity shares held	Partly paid-up equity shares held	Nos. of shares underlying Depository Receipts	Total no. shares held	Shareholding % calculated as per SCRR, 1957 As a % of (A+B+C2)	Number of Voting Rights held in each class of securities				No. of Shares Underlying Outstanding convertible securities (including Warrants)	Total shareholding, as a % assuming full conversion of convertible securities (as a percentage of diluted share capital)	Number of Locked in shares		Number of Shares pledged or otherwise encumbered		Number of equity shares held in dematerialized form (Not Applicable)
								No of Voting Rights			Total as a % of Total Voting rights			No.	As a % of total Shares held	No. (Not applicable)	As a % of total share s held (Not applicable)	
								Class X	Class Y	Total								
(I)	(II)	(III)	(IV)	(V)	(VI)	(VII)=(IV)+(V)+(VI)	(VIII)	(IX)				(X)	(XI)= (VII)+(X)	(XII)	(XIII)		(XIV)	
1 Custodian/DR																		
(a) Name of DR Holder (if Available)		0	0			0						0	0	0.00	0	0.00		0
2 Employees Benefit Trust (Under SEBI (Share Based Employee Benefit Regulation 2014)																		
(a) Name of DR Holder (if Available)		0	0			0						0	0	0.00	0	0.00		0
Total Non Promoter Non Public Shareholding (C)= (C)(1)+(C)(2)		0	0			0						0	0	0.00	0	0.00		0

