



Introductory sub-table (I)(a)

Name of the Company: SHREYANS INDUSTRIES LTD				
Scrip Code, Name of the scrip, class of security: NSE-- SHREYANIND, BSE-- 516016				
Quarter ended: 31st December, 2014				
<b>Partly paid-up shares:-</b>		<b>No. of partly paid-up shares</b>	<b>As a % of total no. of partly paid-up shares</b>	<b>As a % of total no. of shares of the company</b>
Held by promoter/promoter group		0	#DIV/0!	0
Held by public		0	#DIV/0!	0
	<b>Total</b>	<b>0</b>	<b>#DIV/0!</b>	<b>0</b>
<b>Outstanding convertible securities:-</b>		<b>No. of outstanding securities</b>	<b>As a % of total no. of outstanding convertible securities</b>	<b>As a % of total no. of shares of the company, assuming full conversion of the convertible securities</b>
Held by promoter/promoter group		0	#DIV/0!	0
Held by public		0	#DIV/0!	0
	<b>Total</b>	<b>0</b>	<b>#DIV/0!</b>	<b>0</b>
<b>Warrants:-</b>		<b>No. of warrants</b>	<b>As a % of total no. of warrants</b>	<b>As a % of total no. of shares of the company, assuming full conversion of warrants</b>
Held by promoter/promoter group		0	#DIV/0!	0
Held by public		0	#DIV/0!	0
	<b>Total</b>	<b>0</b>	<b>#DIV/0!</b>	<b>0</b>
<b>Total paid-up capital of the company, assuming full conversion of warrants and convertible securities</b>		<b>13824550</b>		




**Statement Showing Shareholding Pattern**

			Table (I)(a)		Total shareholding as a percentage of total number of shares		Shares Pledged or otherwise encumbered	
Category code	Category of Shareholder	Number of Shareholders	Total number of shares	Number of shares held in dematerialized form	As a percentage of(A+B) <sup>1</sup>	As a percentage of (A+B+C)	Number of shares	As a percentage
(I)	(II)	(III)	(IV)	(V)	(VI)	(VII)	(VIII)	(IX)= (VIII)/(IV)*100
<b>(A)</b>	<b>Shareholding of Promoter and Promoter</b>							
<b>1</b>	<b>Indian</b>							
(a)	Individuals/ Hindu Undivided Family							
		3	51401	37551	0.37	0.37		0.00
(b)	Central Government/ State Government(s)	0	0	0	0.00	0.00		0.00
(c)	Bodies Corporate	10	6286086	6284036	45.47	45.47		0.00
(d)	Financial Institutions/ Banks	0	0	0	0.00	0.00		0.00
(e)	Any Others(Specify)	0	0	0	0.00	0.00		0.00
(e-i)	Relatives of Individual Promoters	3	204200	204200	1.48	1.48		0.00
(e-ii)					0.00	0.00		0.00
	<b>Sub Total(A)(1)</b>	<b>16</b>	<b>6541687</b>	<b>6525787</b>	<b>47.32</b>	<b>47.32</b>	<b>0</b>	<b>0.00</b>
<b>2</b>	<b>Foreign</b>							
a	Individuals (Non-Residents Individuals/ Foreign Individuals)	0	0	0	0.00	0.00		0.00
b	Bodies Corporate	0	0	0	0.00	0.00		0.00
c	Institutions	0	0	0	0.00	0.00		0.00
d	Qualified Foreign Investor	0	0	0	0.00	0.00		0.00
e	Any Others(Specify)	0	0	0	0.00	0.00		0.00
e-i					0.00	0.00		0.00



**Statement Showing Shareholding Pattern**


			Table (I)(a)					
Category code	Category of Shareholder	Number of Shareholders	Total number of shares	Number of shares held in dematerialized form	Total shareholding as a percentage of total number of shares		Shares Pledged or otherwise encumbered	
					As a percentage of(A+B) <sup>1</sup>	As a percentage of (A+B+C)	Number of shares	As a percentage
(I)	(II)	(III)	(IV)	(V)	(VI)	(VII)	(VIII)	(IX)= (VIII)/(IV)*100
e-ii								
	<b>Sub Total(A)(2)</b>	<b>0</b>	<b>0</b>	<b>0</b>	<b>0.00</b>	<b>0.00</b>	<b>0</b>	<b>0.00</b>
	<b>Total Shareholding of Promoter and</b>	<b>16</b>	<b>6541687</b>	<b>6525787</b>	<b>47.32</b>	<b>47.32</b>	<b>0</b>	<b>0.00</b>
<b>(B)</b>	<b>Public shareholding</b>							
<b>1</b>	<b>Institutions</b>							
(a)	Mutual Funds/ UTI	6	4250	0	0.03	0.03		
(b)	Financial Institutions / Banks	1	1550	1550	0.01	0.01		
(c)	Central Government/ State Government(s)	0	0	0	0.00	0.00		
(d)	Venture Capital Funds	0	0	0	0.00	0.00		
(e)	Insurance Companies	0	0	0	0.00	0.00		
(f)	Foreign Institutional Investors	0	0	0	0.00	0.00		
(g)	Foreign Venture Capital Investors	0	0	0	0.00	0.00		
(h)	Qualified Foreign Investor	0	0	0	0.00	0.00		
(i)	Any Other (specify)	0	0	0	0.00	0.00		
(i-ii)					0.00	0.00		
(i-ii)								
	<b>Sub-Total (B)(1)</b>	<b>7</b>	<b>5800</b>	<b>1550</b>	<b>0.04</b>	<b>0.04</b>		
<b>B 2</b>	<b>Non-institutions</b>							
(a)	Bodies Corporate	132	2639964	569904	19.10	19.10		
(b)	Individuals							






### Statement Showing Shareholding Pattern

			Table (I)(a)					
Category code	Category of Shareholder	Number of Shareholders	Total number of shares	Number of shares held in dematerialized form	Total shareholding as a percentage of total number of shares		Shares Pledged or otherwise encumbered	
					As a percentage of (A+B) <sup>1</sup>	As a percentage of (A+B+C)	Number of shares	As a percentage
(I)	(II)	(III)	(IV)	(V)	(VI)	(VII)	(VIII)	(IX)= (VIII)/(IV)*100
I	Individuals -i. Individual shareholders holding nominal share capital up to Rs 1 lakh	16391	1679723	766734	12.15	12.15		
II	ii. Individual shareholders holding nominal share capital in excess of Rs. 1 lakh.	45	2517683	2517683	18.21	18.21		
(c)	N.R.I	631	222744	162244	1.61	1.61		
(d)	Any Other (specify)	0	0	0	0.00	0.00		
(d-i)	HUF	99	214192	214087	1.55	1.55		
(d-ii)	Clearing Members/Trust	20	2757	2757	0.02	0.02		
	<b>Sub-Total (B)(2)</b>	<b>17318</b>	<b>7277063</b>	<b>4233409</b>	<b>52.64</b>	<b>52.64</b>		
<b>(B)</b>	<b>Total Public Shareholding (B)= (B)(1)+(B)(2)</b>	<b>17325</b>	<b>7282863</b>	<b>4234959</b>	<b>52.68</b>	<b>52.68</b>		
	<b>TOTAL (A)+(B)</b>	<b>17341</b>	<b>13824550</b>	<b>10760746</b>	<b>100.00</b>	<b>100.00</b>		
<b>(C)</b>	<b>Shares held by Custodians and against which Depository Receipts have been issued</b>							
1	Promoter and Promoter Group					0.00		0.00
2	Public					0.00		
	<b>Sub-Total (C)</b>	<b>0</b>	<b>0</b>	<b>0</b>			<b>0</b>	<b>0</b>
	<b>GRAND TOTAL (A)+(B)+(C)</b>	<b>17341</b>	<b>13824550</b>	<b>10760746</b>	<b>100.00</b>	<b>100.00</b>	<b>0</b>	<b>0.00</b>




Sr.No	Notes
1	Detail A(1) (a) belongs to the individual promoters and their HUF.
2	Detail A(1) (e-i) belongs to the relatives of individual promoters
3	Balance equity shares of promoter group is yet not demated.
4	
5	
6	
7	
8	
9	



(I)(b) Statement showing holding of securities (including shares, warrants, convertible securities) of persons belonging to the category "Promoter and Promoter Group"

Sr. No.	Name of the shareholder	Details of Shares held		Encumbered shares (*)			Details of warrants		Details of convertible securities		Total shares (including underlying shares assuming full conversion of warrants and convertible securities) as a % of diluted share capital
		Number of shares held	As a % of grand total (A)+(B)+(C)	No.	As a percentage	As a % of grand total (A)+(B)+(C) of sub-clause (I)(a)	Number of warrants held	As a % total number of warrants of the same class	Number of convertible securities held	As a % total number of convertible securities of the same class	
(I)	(II)	(III)	(IV)	(V)	(VI)=(V)/(III)*100	(VII)	(VIII)	(IX)	(X)	(XI)	(XII)
1	Sh. D. K. Oswal	31301	0.23	0	0.00	0.00	0	0	0	0	0.23
2	Sh. Rajneesh Oswal	6250	0.05	0	0.00	0.00	0	0	0	0	0.05
3	D. K. Oswal HUF	13850	0.10	0	0.00	0.00	0	0	0	0	0.10
4	Mrs. Nirmal K. Oswal	58950	0.43	0	0.00	0.00	0	0	0	0	0.43
5	Mrs. Priti Oswal	60000	0.43	0	0.00	0.00	0	0	0	0	0.43
6	Mr. Kunal Oswal	85250	0.62	0	0.00	0.00	0	0	0	0	0.62
7	Jagvallah Parasnath Capital Investment (P) Ltd.	912751	6.60	0	0.00	0.00	0	0	0	0	6.60
8	Adeep Investment Company	738245	5.34	0	0.00	0.00	0	0	0	0	5.34
9	Ojasvi Investment & Mercantile Company	752700	5.44	0	0.00	0.00	0	0	0	0	5.44
10	Levina Investment & Mercantile Company	782150	5.66	0	0.00	0.00	0	0	0	0	5.66
11	Virat Investment & Mercantile Company	595050	4.30	0	0.00	0.00	0	0	0	0	4.30
12	Achin Investment & Mercantile Company	717150	5.19	0	0.00	0.00	0	0	0	0	5.19
13	Noble Share Trading (P) Ltd.	486000	3.52	0	0.00	0.00	0	0	0	0	3.52
14	Limelite Consultants (P) Ltd.	489640	3.54	0	0.00	0.00	0	0	0	0	3.54
15	Sulzer Investments (P) Ltd.	489000	3.54	0	0.00	0.00	0	0	0	0	3.54
16	Shreyans Financial & Capital Services Ltd.	323400	2.34	0	0.00	0.00	0	0	0	0	2.34
<b>TOTAL</b>		<b>6541687</b>	<b>47.32</b>	<b>0</b>	<b>0.00</b>	<b>0.00</b>	<b>0</b>	<b>0</b>	<b>0</b>	<b>0</b>	<b>47.32</b>

(\*) The term "encumbrance" has the same meaning as assigned to it in regulation 28(3) of the SAST Regulations, 2003








**(I)(c)(ii) Statement showing holding of securities (including shares, warrants, convertible securities) of persons (together with PAC) belonging to the category "Public" and holding more than 5% of the total number of shares of the company**


Sr. No.	Name(s) of the shareholder(s) and the Persons Acting in Concert (PAC) with them	Number of shares	Shares as a percentage of total number of shares {i.e., Grand Total (A)+(B)+(C) indicated in Statement at para (I)(a) above}	Details of warrants		Details of convertible securities		Total shares (including underlying shares assuming full conversion of warrants and convertible securities) as a % of diluted share capital
				Number of warrants	As a % total number of warrants of the same class	Number of convertible securities held	% w.r.t total number of convertible securities of the same class	
1	Mood Dealers Pvt. Limited	2060000	14.90	0	0	0	0	14.90
2								
3								
4								
5								
6								
7								
8								
9								
10								
<b>TOTAL</b>		<b>2060000</b>	<b>14.90</b>	<b>0</b>	<b>0</b>	<b>0</b>	<b>0</b>	<b>14.90</b>






(I)(d) Statement showing details of locked-in shares

Sr. No.	Name of the shareholder	Number of locked-in shares	Locked-in shares as a percentage of total number of shares {i.e., Grand Total (A)+(B)+(C) indicated in Statement at para (I)(a) above}
1			0.00
2			0.00
3	NIL		0.00
4			0.00
5			0.00
6			0.00
7			0.00
8			0.00
9			0.00
<b>TOTAL</b>		<b>0</b>	<b>0.00</b>



(II)(a) Statement showing details of Depository Receipts (DRs)

Sr. No.	Type of outstanding DR (ADRs, GDRs, SDRs, etc.)	Number of outstanding DRs	Number of shares underlying outstanding DRs	Shares underlying outstanding DRs as a percentage of total number of shares {i.e., Grand Total (A)+(B)+(C) indicated in Statement at para (I)(a) above}
1				0.00
2				0.00
3	<b>NIL</b>			0.00
4				0.00
5				0.00
6				0.00
7				0.00
8				0.00
9				0.00
<b>TOTAL</b>		<b>0</b>	<b>0</b>	<b>0.00</b>



(II)(b) Statement showing holding of Depository Receipts (DRs), where underlying shares held by "promoter/promoter group" are in excess of 1% of the total number of shares

Sr. No.	Name of the DR Holder	Type of outstanding DR (ADRs, GDRs, SDRs, etc.)	Number of shares underlying outstanding DRs	Shares underlying outstanding DRs as a percentage of total number of shares {i.e., Grand Total (A)+(B)+(C) indicated in Statement at para (I)(a) above}
1				0.00
2				0.00
3	<b>NIL</b>			0.00
4				0.00
5				0.00
6				0.00
7				0.00
8				0.00
9				0.00
<b>TOTAL</b>			<b>0</b>	<b>0.00</b>

