



Introductory sub-table (I)(a)


Name of the Company: SHREYANS INDUSTRIES LTD			
Scrip Code, Name of the scrip, class of security: NSE-- SHREYANIND, BSE-- 516016			
Quarter ended: 30th September, 2014			
Partly paid-up shares:-	No. of partly paid-up shares	As a % of total no. of partly paid-up shares	As a % of total no. of shares of the company
Held by promoter/promoter group	0	#DIV/0!	0
Held by public	0	#DIV/0!	0
Total	0	#DIV/0!	0
Outstanding convertible securities:-	No. of outstanding securities	As a % of total no. of outstanding convertible securities	As a % of total no. of shares of the company, assuming full conversion of the convertible securities
Held by promoter/promoter group	0	#DIV/0!	0
Held by public	0	#DIV/0!	0
Total	0	#DIV/0!	0
Warrants:-	No. of warrants	As a % of total no. of warrants	As a % of total no. of shares of the company, assuming full conversion of warrants
Held by promoter/promoter group	0	#DIV/0!	0
Held by public	0	#DIV/0!	0
Total	0	#DIV/0!	0
Total paid-up capital of the company, assuming full conversion of warrants and convertible securities			
13824550			




Statement Showing Shareholding Pattern								
			Table (I)(a)					
Category code	Category of Shareholder	Number of Shareholders	Total number of shares	Number of shares held in dematerialized form	Total shareholding as a percentage of total number of shares		Shares Pledged or otherwise encumbered	
					As a percentage of (A+B) ¹	As a percentage of (A+B+C)	Number of shares	As a percentage
(I)	(II)	(III)	(IV)	(V)	(VI)	(VII)	(VIII)	(IX)= (VIII)/(IV)*100
(A)	Shareholding of Promoter and							
1	Indian							
(a)	Individuals/ Hindu Undivided Family							
		3	51401	37551	0.37	0.37		0.00
(b)	Central Government/ State Government(s)	0	0	0	0.00	0.00		0.00
(c)	Bodies Corporate	10	6286086	6284036	45.47	45.47		0.00
(d)	Financial Institutions/ Banks	0	0	0	0.00	0.00		0.00
(e)	Any Others(Specify)	0	0	0	0.00	0.00		0.00
(e-i)	Relatives of Individual Promoters	3	204200	204200	1.48	1.48		0.00
(e-ii)					0.00	0.00		0.00
	Sub Total(A)(1)	16	6541687	6525787	47.32	47.32	0	0.00
2	Foreign							
a	Individuals (Non-Residents Individuals/ Foreign Individuals)	0	0	0	0.00	0.00		0.00
b	Bodies Corporate	0	0	0	0.00	0.00		0.00
c	Institutions	0	0	0	0.00	0.00		0.00
d	Qualified Foreign Investor	0	0	0	0.00	0.00		0.00
e	Any Others(Specify)	0	0	0	0.00	0.00		0.00
e-i					0.00	0.00		0.00




Statement Showing Shareholding Pattern								
			Table (I)(a)					
Category code	Category of Shareholder	Number of Shareholders	Total number of shares	Number of shares held in dematerialized form	Total shareholding as a percentage of total number of shares		Shares Pledged or otherwise encumbered	
					As a percentage of (A+B) ¹	As a percentage of (A+B+C)	Number of shares	As a percentage
(I)	(II)	(III)	(IV)	(V)	(VI)	(VII)	(VIII)	(IX)= (VIII)/(IV)*100
e-ii								
	Sub Total(A)(2)	0	0	0	0.00	0.00	0	0.00
	Total Shareholding of Promoter and	16	6541687	6525787	47.32	47.32	0	0.00
(B)	Public shareholding							
1	Institutions							
(a)	Mutual Funds/ UTI	6	4250	0	0.03	0.03		
(b)	Financial Institutions / Banks	1	1550	1550	0.01	0.01		
(c)	Central Government/ State Government(s)	0	0	0	0.00	0.00		
(d)	Venture Capital Funds	0	0	0	0.00	0.00		
(e)	Insurance Companies	0	0	0	0.00	0.00		
(f)	Foreign Institutional Investors	0	0	0	0.00	0.00		
(g)	Foreign Venture Capital Investors	0	0	0	0.00	0.00		
(h)	Qualified Foreign Investor	0	0	0	0.00	0.00		
(i)	Any Other (specify)	0	0	0	0.00	0.00		
(i-ii)					0.00	0.00		
(i-ii)								
	Sub-Total (B)(1)	7	5800	1550	0.04	0.04		
B 2	Non-institutions							
(a)	Bodies Corporate	138	2639567	569457	19.09	19.09		
(b)	Individuals				0.00	0.00		



Statement Showing Shareholding Pattern								
			Table (I)(a)					
Category code	Category of Shareholder	Number of Shareholders	Total number of shares	Number of shares held in dematerialized form	Total shareholding as a percentage of total number of shares		Shares Pledged or otherwise encumbered	
					As a percentage of (A+B) ¹	As a percentage of (A+B+C)	Number of shares	As a percentage
(I)	(II)	(III)	(IV)	(V)	(VI)	(VII)	(VIII)	(IX)= (VIII)/(IV)*100
I	Individuals -i. Individual shareholders holding nominal share capital up to Rs 1 lakh	16483	1699547	779793	12.29	12.29		
II	ii. Individual shareholders holding nominal share capital in excess of Rs. 1 lakh.	44	2486046	2486046	17.98	17.98		
(c)	N.R.I	634	223865	163265	1.62	1.62		
(d)	Any Other (specify)				0.00	0.00		
(d-i)	HUF	97	214663	214563	1.55	1.55		
(d-ii)	Clearing Members/Trust	9	13375	13375	0.10	0.10		
	Sub-Total (B)(2)	17405	7277063	4226499	52.64	52.64		
(B)	Total Public Shareholding (B)= (B)(1)+(B)(2)	17412	7282863	4228049	52.68	52.68		
	TOTAL (A)+(B)	17428	13824550	10753836	100.00	100.00		
(C)	Shares held by Custodians and against which Depository Receipts have been issued							
1	Promoter and Promoter Group					0.00		0.00
2	Public					0.00		
	Sub-Total (C)	0	0	0		0	0	
	GRAND TOTAL (A)+(B)+(C)	17428	13824550	10753836	100.00	100.00	0	0.00



Sr.No	Notes
1	Detail A(1) (a) belongs to the individual promoters and their HUF.
2	Detail A(1) (e-i) belongs to the relatives of individual promoters
3	Balance equity shares of promoter group is yet not demated.
4	
5	
6	
7	
8	
9	



(I)(b) Statement showing holding of securities (including shares, warrants, convertible securities) of persons belonging to the category "Promoter and Promoter Group"


Sr. No.	Name of the shareholder	Details of Shares held		Encumbered shares (*)			Details of warrants		Details of convertible securities		Total shares (including underlying shares assuming full conversion of warrants and convertible securities) as a % of diluted share capital
		Number of shares held	As a % of grand total (A)+(B)+(C)	No.	As a percentage	As a % of grand total (A)+(B)+(C) of sub-clause (I)(a)	Number of warrants held	As a % total number of warrants of the same class	Number of convertible securities held	As a % total number of convertible securities of the same class	
(I)	(II)	(III)	(IV)	(V)	(VI)=(V)/(III)*100	(VII)	(VIII)	(IX)	(X)	(XI)	(XII)
1	Sh. D. K. Oswal	31301	0.23	0	0.00	0.00	0	0	0	0	0.23
2	Sh. Rajneesh Oswal	6250	0.05	0	0.00	0.00	0	0	0	0	0.05
3	D. K. Oswal HUF	13850	0.10	0	0.00	0.00	0	0	0	0	0.10
4	Mrs. Nirmal K. Oswal	58950	0.43	0	0.00	0.00	0	0	0	0	0.43
5	Mrs. Priti Oswal	60000	0.43	0	0.00	0.00	0	0	0	0	0.43
6	Mr. Kunal Oswal	85250	0.62	0	0.00	0.00	0	0	0	0	0.62
7	Jagvallah Parasnath Capital Investment (P) Ltd.	912751	6.60	0	0.00	0.00	0	0	0	0	6.60
8	Adeep Investment Company	738245	5.34	0	0.00	0.00	0	0	0	0	5.34
9	Ojasvi Investment & Mercantile Company	752700	5.44	0	0.00	0.00	0	0	0	0	5.44
10	Levina Investment & Mercantile Company	782150	5.66	0	0.00	0.00	0	0	0	0	5.66
11	Virat Investment & Mercantile Company	595050	4.30	0	0.00	0.00	0	0	0	0	4.30
12	Achin Investment & Mercantile Company	717150	5.19	0	0.00	0.00	0	0	0	0	5.19
13	Noble Share Trading (P) Ltd.	486000	3.52	0	0.00	0.00	0	0	0	0	3.52
14	Limelite Consultants (P) Ltd.	489640	3.54	0	0.00	0.00	0	0	0	0	3.54
15	Sulzer Investments (P) Ltd.	489000	3.54	0	0.00	0.00	0	0	0	0	3.54
16	Shreyans Financial & Capital Services Ltd.	323400	2.34	0	0.00	0.00	0	0	0	0	2.34
TOTAL		6541687	47.32	0	0.00	0.00	0	0	0	0	47.32

(*) The term "encumbrance" has the same meaning as assigned to it in regulation 28(3) of the SAST Regulations, 2011



(I)(c)(ii) Statement showing holding of securities (including shares, warrants, convertible securities) of persons (together with PAC) belonging to the category "Public" and holding more than 5% of the total number of shares of the company

Sr. No.	Name(s) of the shareholder(s) and the Persons Acting in Concert (PAC) with them	Number of shares	Shares as a percentage of total number of shares {i.e., Grand Total (A)+(B)+(C) indicated in Statement at para (I)(a) above}	Details of warrants		Details of convertible securities		Total shares (including underlying shares assuming full conversion of warrants and convertible securities) as a % of diluted share capital
				Number of warrants	As a % total number of warrants of the same class	Number of convertible securities held	% w.r.t total number of convertible securities of the same class	
1	Mood Dealers Pvt. Limited	2060000	14.90	0	0	0	0	14.90
2								
3								
4								
5								
6								
7								
8								
9								
10								
TOTAL		2060000	14.90	0	0	0	0	14.90




(I)(d) Statement showing details of locked-in shares

Sr. No.	Name of the shareholder	Number of locked-in shares	Locked-in shares as a percentage of total number of shares {i.e., Grand Total (A)+(B)+(C) indicated in Statement at para (I)(a) above}
1			0.00
2			0.00
3	NIL		0.00
4			0.00
5			0.00
6			0.00
7			0.00
8			0.00
9			0.00
TOTAL		0	0.00



(II)(a) Statement showing details of Depository Receipts (DRs)

Sr. No.	Type of outstanding DR (ADRs, GDRs, SDRs, etc.)	Number of outstanding DRs	Number of shares underlying outstanding DRs	Shares underlying outstanding DRs as a percentage of total number of shares {i.e., Grand Total (A)+(B)+(C) indicated in Statement at para (I)(a) above}
1				0.00
2				0.00
3	NIL			0.00
4				0.00
5				0.00
6				0.00
7				0.00
8				0.00
9				0.00
TOTAL		0	0	0.00



(II)(b) Statement showing holding of Depository Receipts (DRs), where underlying shares held by "promoter/promoter group" are in excess of 1% of the total number of shares

Sr. No.	Name of the DR Holder	Type of outstanding DR (ADRs, GDRs, SDRs, etc.)	Number of shares underlying outstanding DRs	Shares underlying outstanding DRs as a percentage of total number of shares {i.e., Grand Total (A)+(B)+(C) indicated in Statement at para (I)(a) above}
1				0.00
2				0.00
3	NIL			0.00
4				0.00
5				0.00
6				0.00
7				0.00
8				0.00
9				0.00
TOTAL				0.00

