

SHREYANS INDUSTRIES LIMITED

FORM NO. MGT 9


EXTRACT OF ANNUAL RETURN (PART OF BOARD'S REPORT FY 2020 21)

As on Financial Year ended on 31.03.2021

Pursuant to Section 92 (3) of the Companies Act, 2013 and rule 12(1) of the Company (Management & Administration) Rules, 2014, as amended from time to time

I. REGISTRATION & OTHER DETAILS:

1	CIN	L17115PB1979PLC003994
2	Registration Date	11/06/1979
3	Name of the Company	SHREYANS INDUSTRIES LIMITED
4	Category/Sub-category of the Company	Company having share capital
5	Address of the Registered office & contact details	Village Bholapur, P.O. Sahabana, Chandigarh Road, Ludhiana 141 123. Tel.: 161-2685270, 9876100948 Email: atl@shreyansgroup.com; cs@shreyansgroup.com Web: www.shreyansgroup.com
6	Whether listed company	Yes (on NSE & BSE)
7	Name, Address & contact details of the Registrar & Transfer Agent, if any.	Skyline Financial Services Private Limited D-153 A, 1st Floor, Okhla Industrial Area, Phase - I, New Delhi-110 020. Tel.: 011-40450193-97 Email: admin@skylinerta.com Web: www.skylinerta.com




II.PRINCIPAL BUSINESS ACTIVITIES OF THE COMPANY					
(All the business activities contributing 10% or more of the total turnover of the company shall be stated)					
S. No.	Name and Description of main products / services	NIC Code of the Product/service	% to total turnover of the Company		
1	Writing and Printing Paper	17093	84.33%		
III.PARTICULARS OF HOLDING, SUBSIDIARY AND ASSOCIATE COMPANIES					
Sr. No.	Name & Address of the Company	CIN/GLN	Holding/ Subsidiary/ Associate	% of shares held	Applicable Section
The Company has no holding, subsidiary and associate company.					



IV. SHARE HOLDING PATTERN (Equity Share Capital Breakup as percentage of Total Equity)

A) Category-wise Share Holding

Category of Shareholders	No. of Shares held at the beginning of the year[As on 31-March-2020]				No. of Shares held at the end of the year[As on 31-March-2021]				% Change during the year
	Demat	Physical	Total	% of Total Shares	Demat	Physical	Total	% of Total Shares	
A. Promoters									
(1) Indian									
a) Individual/ HUF	2,48,851	0	2,48,851	1.80%	2,48,851	0	2,48,851	1.80%	-
b) Central Govt	0	0	0	0	0	0	0	0	-
c) State Govt(s)	0	0	0	0	0	0	0	0	-
d) Bodies Corp.	67,36,368	0	67,36,368	48.73%	67,36,368	0	67,36,368	48.73%	-
e) Banks / FI	0	0	0	0	0	0	0	0	-
f) Relatives of Individual Promoters	0	0	0	0	0	0	0	0	-
Sub Total (A) (1)	69,85,219	0	69,85,219	50.53%	69,85,219	0	69,85,219	50.53%	0.00%
(2) Foreign									
a) NRI Individuals	-	-	-	-	-	-	-	-	-
b) Other Individuals	-	-	-	-	-	-	-	-	-
c) Bodies Corporate	-	-	-	-	-	-	-	-	-
d) Any other	-	-	-	-	-	-	-	-	-
Sub Total (A) (2)	-	-	-	-	-	-	-	-	-
TOTAL SHAREHOLDING OF PROMOTER (A)	69,85,219	0	69,85,219	50.53%	69,85,219	0	69,85,219	50.53%	0.00%
B. Public Shareholding									
1. Institutions									
a) Mutual Funds	0	3,300	3,300	0.02%	0	1,000	1,000	0.01%	0.02%
b) Banks / FI	1,685	0	1,685	0.01%	1,550	0	1,550	0.01%	0.00%
c) Central Govt	-	-	-	-	-	-	-	-	-
d) State Govt(s)	-	-	-	-	-	-	-	-	-
e) Venture Capital Funds	-	-	-	-	-	-	-	-	-
f) Insurance Companies	-	-	-	-	-	-	-	-	-
g) FIs	-	-	-	-	-	-	-	-	-
h) Foreign Venture Capital Funds	-	-	-	-	2,700	-	2,700	0.02%	-0.02%
i) Foreign Portfolio Investor	-	-	-	-	1,55,811	-	1,55,811	1.13%	-1.13%
j) Alternate Investment Fund(s)	-	-	-	-	-	-	-	-	-
i) Others (specify)	-	-	-	-	-	-	-	-	-
Sub-total (B)(1):-	1,685	3,300	4,985	0.04%	1,60,061	1,000	1,61,061	1.17%	1.13%



Category of Shareholders	No. of Shares held at the beginning of the year[As on 31-March-2020]				No. of Shares held at the end of the year[As on 31-March-2021]				% Change during the year
	Demat	Physical	Total	% of Total Shares	Demat	Physical	Total	% of Total Shares	
2. Non- Institutions									
a) Bodies Corp.	24,27,806	3,910	24,31,716	17.59%	23,53,789	2,290	23,56,079	17.04%	-0.55%
b) Individuals									
i) Individual shareholders holding nominal share capital upto Rs. 1 lakh	22,70,335	7,68,169	30,38,504	21.98%	21,75,266	4,63,823	26,39,089	19.09%	-2.89%
ii) Individual shareholders holding nominal share capital in excess of Rs 1 lakh	9,43,812	0	9,43,812	6.83%	9,79,952	0	9,79,952	7.09%	0.26%
c) Others (specify)									
Non Resident Indians	1,78,503	53,900	2,32,403	1.68%	1,60,147	14,100	1,74,247	1.26%	-0.42%
Clearing Members	31,086	0	31,086	0.22%	46,851	0	46,851	0.34%	0.11%
Trust	0	0	0	0.00%	893	0	893	0.01%	-0.01%
HUF	1,51,120	105	1,51,225	1.09%	1,28,313	105	1,28,418	0.93%	-0.16%
Investor Education and Protection Fund	0	0	0	0.00%	3,47,141	0	3,47,141	2.51%	-2.51%
NBFC Registered With RBI	5,600	0	5,600	0.04%	5,600	0	5,600	0.04%	0.00%
Sub-total (B)(2):-	60,08,262	8,26,084	68,34,346	49.44%	61,97,952	4,80,318	66,78,270	48.31%	-1.13%
Total Public Shareholding (B)=(B)(1)+ (B)(2)	60,09,947	8,29,384	68,39,331	49.47%	63,58,013	4,81,318	68,39,331	49.47%	0.00%
C. Shares held by Custodian for GDRs & ADRs									
Grand Total (A+B+C)	1,29,95,166	8,29,384	1,38,24,550	100.00%	1,33,43,232	4,81,318	1,38,24,550	100.00%	1.00%




B) Shareholding of Promoters

SN	Shareholder's Name	No. of Shares held at the beginning of the year[As on 31-March-2020]			No. of Shares held at the end of the year[As on 31-March-2021]			% change in shareholding during the year
		No. of Shares	% of total Shares of the company	%of Shares Pledged / encumbered to total shares	No. of Shares	% of total Shares of the company	%of Shares Pledged / encumbered to total shares	
1	Rajneesh Oswal	6,250	0.05%	-	6,250	0.05%	-	
2	D. K. Oswal HUF	7,100	0.05%	-	7,100	0.05%	-	
3	Nirmal K. Oswal	90,251	0.65%	-	90,251	0.65%	-	
4	Priti Oswal	60,000	0.43%	-	60,000	0.43%	-	
5	Kunal Oswal	85,250	0.62%	-	85,250	0.62%	-	
6	Jagvallabh Parasnath Capital Investment (P) Ltd.	11,59,518	8.39%	-	11,59,518	8.39%	-	
7	Adeep Investment Company	7,37,395	5.33%	-	7,37,395	5.33%	-	
8	Ojasvi Investment & Mercantile Company	7,52,500	5.44%	-	7,52,500	5.44%	-	
9	Levina Investment & Mercantile Company	9,87,565	7.14%	-	9,87,565	7.14%	-	
10	Virat Investment & Mercantile Comnpany	5,95,100	4.30%	-	5,95,100	4.30%	-	
11	Achin Investment & Mercantile Company	7,17,150	5.19%	-	7,17,150	5.19%	-	
12	Noble Share Trading (P) Ltd.	4,86,000	3.52%	-	4,86,000	3.52%	-	
13	Limelite Consultants (P) Ltd.	4,89,640	3.54%	-	4,89,640	3.54%	-	
14	Sulzer Investments (P) Ltd.	4,89,000	3.54%	-	4,89,000	3.54%	-	
15	Shreyans Financial & Capital Services Ltd.	3,22,500	2.33%	-	3,22,500	2.33%	-	
TOTAL		69,85,219	50.53%	-	69,85,219	50.53%	-	0.00%




C) Change in Promoters' Shareholding : NO CHANGES IN HOLDING DURING FY 2020-21

SN	Shareholder's Name	No. of Shares held at the beginning of the year[As on 31-March-2020]			No. of Shares held at the end of the year[As on 31-March-2021]			% change in shareholding during the year
		No. of Shares	% of total Shares of the company	%of Shares Pledged / encumbered to total shares	No. of Shares	% of total Shares of the company	%of Shares Pledged / encumbered to total shares	
1	Rajneesh Oswal	6,250	0.05%	-	6,250	0.05%	-	
2	D. K. Oswal HUF	7,100	0.05%	-	7,100	0.05%	-	
3	Nirmal K. Oswal	90,251	0.65%	-	90,251	0.65%	-	
4	Priti Oswal	60,000	0.43%	-	60,000	0.43%	-	
5	Kunal Oswal	85,250	0.62%	-	85,250	0.62%	-	
6	Jagvallah Parasnath Capital Investment (P) Ltd.	11,59,518	8.39%	-	11,59,518	8.39%	-	
7	Adeep Investment Company	7,37,395	5.33%	-	7,37,395	5.33%	-	
8	Ojasvi Investment & Mercantile Company	7,52,500	5.44%	-	7,52,500	5.44%	-	
9	Levina Investment & Mercantile Company	9,87,565	7.14%	-	9,87,565	7.14%	-	
10	Virat Investment & Mercantile Company	5,95,100	4.30%	-	5,95,100	4.30%	-	
11	Achin Investment & Mercantile Company	7,17,150	5.19%	-	7,17,150	5.19%	-	
12	Noble Share Trading (P) Ltd.	4,86,000	3.52%	-	4,86,000	3.52%	-	
13	Limelite Consultants (P) Ltd.	4,89,640	3.54%	-	4,89,640	3.54%	-	
14	Sulzer Investments (P) Ltd.	4,89,000	3.54%	-	4,89,000	3.54%	-	
15	Shreyans Financial & Capital Services Ltd.	3,22,500	2.33%	-	3,22,500	2.33%	-	
TOTAL		69,85,219	50.53%	-	69,85,219	50.53%	-	0.00%




D) Shareholding Pattern of top ten Shareholders:**(Other than Directors, Promoters and Holders of GDRs and ADRs):**

SN	For Each of the Top 10 Shareholders	No. of Shares held at the beginning of the year[As on 31-March-2020]		No. of Shares held at the end of the year[As on 31-March-2021]		% change in shareholding during the year
		No. of shares	% of total shares of the Company	No. of shares	% of total shares of the Company	
1	MOOD DEALERS PVT LIMITED	20,60,000	14.90%	20,60,000	14.90%	0.00%
2	PAULASTYA SACHDEVA	0	0.45%	1,56,871	1.13%	0.68%
3	INVESTOR EDUCATION & PROTECTION FUND AUTHORITY MINISTRY OF CORPORATE AFFAIRS (IEPF - MCA)	0	0.00%	3,47,141	0.41%	0.41%
4	MAHENDRA GIRDHARILAL	40,612	0.29%	55,290	0.29%	0.00%
5	BJD SECURITIES PVT. LTD.	1,15,112	0.91%	0	0.83%	-0.08%
6	NIDHI JAWAHAR	1,09,645	1.03%	1	0.79%	-0.24%
7	VIKRAM PRATAPBHAI KOTAK	50,000	0.00%	0	0.36%	0.36%
8	VINOD KANTILAL SHAH	1,53,093	0.00%	1,53,093	1.11%	-1.11%
9	INDIA EQUITY FUND	0	0.50%	1,55,811	0.00%	-0.50%
10	TRANSMEDIA PVT.LTD.	0	0.00%	69,000	0.50%	0.50%
11	ASHISH DUBEY	85,000	0.61%	85,000	0.61%	0.00%
12	SANGEETHA S	2,01,490	0.00%	2,01,490	1.46%	1.46%
13	VIVOG COMMERCIAL PRIVATE LTD.	0	0.00%	56,450	0.41%	0.41%
14	AVALOKITESHVAR VALINV LTD.	57,105	0.41%	35,355	0.26%	-0.16%
15	MOHD THOUFIQ SULTHAN	52,803	0.38%	18,187	0.13%	-0.25%




DETAILS OF CHANGES IN PROMOTER AND TOP 10 SHAREHOLDERS DURING FY 2020-21


Sr.No	Name of Shareholder	Shareholding As on 31/03/2020		Transaction Date	Increase /Decrease	Reason	Cummulative Shareholding Holding as on 31/03/2021	% of Total Shares of the Company	Pan of Shareholder	Folio No.
		No of Shares Held	% To the Total Shares							
Promoters and Promoter Group										
1	JAGVALLABH PARASNATH CAPITAL INVESTMENT PVT LTD	1159518	8.39						AAACJ1326M	IN30039410196252
						Balance	1159518	8.39		
2	LEVINA INVESTMENT AND MERCANTILE CO	987565	7.14						AAACL0194K	IN30039411664759
						Balance	987565	7.14		
3	OJASVI INVESTMENT AND MERCANTILE CO	752500	5.44						AAAC00264B	IN30039411664734
						Balance	752500	5.44		
4	ADEEP INVESTMENT CO	737395	5.33						AAACA2783K	IN30039411664767
						Balance	737395	5.33		
5	ACHIN INVESTMENT AND MERCANTILE CO	717150	5.19						AAACA0518L	IN30039411664742
						Balance	717150	5.19		
6	VIRAT INVESTMENT & MERCANTILE CO	595100	4.30						AAACV0614J	IN30039410196244
						Balance	595100	4.30		
7	LIMELITE CONSULTANTS PVT LTD	489640	3.54						AAACL9175C	IN30039411664783
						Balance	489640	3.54		
8	SULZER INVESTMENT PVT LTD	489000	3.54						AACCS1632D	IN30039411664806
						Balance	489000	3.54		
9	NOBLE SHARE TRADING PVT LTD	486000	3.52						AAACN5475D	IN30039411664790
						Balance	486000	3.52		
10	SHREYANS FINANCIAL AND CAPITAL SERVICES LTD	322500	2.33						AACCS1633C	IN30039411664775
						Balance	322500	2.33		
11	NIRMAL KUMARI OSWAL	90251	0.65						AABPO4161D	IN30039410183588
						Balance	90251	0.65		
12	KUNAL OSWAL	85250	0.62						AABPO4162A	IN30039410183570
						Balance	85250	0.62		
13	PRITI OSWAL	60000	0.43						AABPO0615L	1202540000058615
						Balance	60000	0.43		
14	DARSHAN KUMAR OSWAL AND SONS IST HUF .	7100	0.05						AADHD6535L	1202540000391852
						Balance	7100	0.05		
15	RAJNEESH OSWAL	6250	0.05						AABPO4160C	IN30039410183607
						Balance	6250	0.05		



Public Shareholding											
1	MOOD DEALERS PRIVATE LIMITED	2060000	14.90							AABCM7640J	IN30015911334316
						Balance	2060000	14.90			
2	INVESTOR EDUCATION AND PROTECTION FUND AUTHORITY MINISTRY OF	0	0.00							1.20472E+15	1204720013676780
				30-Oct-2020	347141	Purchase	347141	2.51			
						Balance	347141	2.51			
3	SANGEETHA S	201490	1.46							AJIPS3739F	IN30131322354231
						Balance	201490	1.46			
4	PAULASTYA SACHDEV	0	0.00							AQHPS8082R	1203230001577421
				19-Mar-2021	20200	Purchase	20200	0.15			
				26-Mar-2021	129800	Purchase	150000	1.09			
				31-Mar-2021	6871	Purchase	156871	1.13			
						Balance	156871	1.13			
5	INDIA EQUITY FUND 1	0	0.00							AABTI6970J	IN30317320245239
				26-Feb-2021	38350	Purchase	38350	0.28			
				05-Mar-2021	100000	Purchase	138350	1.00			
				26-Mar-2021	17461	Purchase	155811	1.13			
						Balance	155811	1.13			
6	VINOD KANTILAL SHAH	153093	1.11							AAGPS4899H	IN30133020410831
						Balance	153093	1.11			
7	ASHISH DUBEY	85000	0.61							ACJPD5714H	IN30096610534212
						Balance	85000	0.61			
8	TRANSMEDIA PVT LTD.	0	0.00							AAACT1015H	IN30002030222524
				19-Feb-2021	20000	Purchase	20000	0.14			
				26-Feb-2021	25000	Purchase	45000	0.33			
				19-Mar-2021	24000	Purchase	69000	0.50			
						Balance	69000	0.50			
9	VIVOG COMMERCIAL LIMITED	0	0.00							AAACV8936D	1201060002032340
				17-Apr-2020	20000	Purchase	20000	0.14			
				24-Apr-2020	36450	Purchase	56450	0.41			
						Balance	56450	0.41			
10	MAHENDRA GIRDHARILAL	40612	0.29							AAAPW1327L	IN30045010599444
				29-May-2020	1000	Purchase	41612	0.30			
				11-Sep-2020	2256	Purchase	43868	0.32			
				16-Oct-2020	2800	Purchase	46668	0.34			
				23-Oct-2020	3007	Purchase	49675	0.36			
				30-Oct-2020	157	Purchase	49832	0.36			
				06-Nov-2020	1488	Purchase	51320	0.37			
				13-Nov-2020	1740	Purchase	53060	0.38			
				20-Nov-2020	2102	Purchase	55162	0.40			
				26-Feb-2021	128	Purchase	55290	0.40			
						Balance	55290	0.40			
11	Avalokiteshvar Valinv Limited	57105	0.41							AAACU1603L	IN30009510154591
				19-Feb-2021	-21650	Sale	35455	0.26			
				26-Feb-2021	-100	Sale	35355	0.26			
						Balance	35355	0.26			




12	MOHD THOUFIQ SULTHAN	52803	0.38						AMSPM0390F	1204470005257768
				03-Apr-2020	-2800	Sale	50003	0.36		
				10-Apr-2020	-2332	Sale	47671	0.34		
				24-Apr-2020	-7671	Sale	40000	0.29		
				15-May-2020	-172	Sale	39828	0.29		
				03-Jul-2020	-5006	Sale	34822	0.25		
				17-Jul-2020	-56	Sale	34766	0.25		
				14-Aug-2020	-2707	Sale	32059	0.23		
				18-Sep-2020	-10	Sale	32049	0.23		
				25-Sep-2020	-359	Sale	31690	0.23		
				30-Sep-2020	-19	Sale	31671	0.23		
				23-Oct-2020	-114	Sale	31557	0.23		
				27-Nov-2020	-16	Sale	31541	0.23		
				11-Dec-2020	-73	Sale	31468	0.23		
				01-Jan-2021	-19	Sale	31449	0.23		
				29-Jan-2021	-6	Sale	31443	0.23		
				05-Feb-2021	-13256	Sale	18187	0.13		
						Balance	18187	0.13		
13	NIDHI JAWAHAR	109645	0.79						AACPJ2179H	IN30021413681298
				15-May-2020	-6980	Sale	102665	0.74		
				22-May-2020	-943	Sale	101722	0.74		
				12-Jun-2020	-362	Sale	101360	0.73		
				26-Jun-2020	-2000	Sale	99360	0.72		
				30-Jun-2020	-18617	Sale	80743	0.58		
				21-Aug-2020	-5000	Sale	75743	0.55		
				28-Aug-2020	-256	Sale	75487	0.55		
				09-Oct-2020	-2439	Sale	73048	0.53		
				16-Oct-2020	-1966	Sale	71082	0.51		
				18-Dec-2020	-71081	Sale	1	0.00		
						Balance	1	0.00		
14	VIKRAM PRATAPBHAI KOTAK	50000	0.36						AAEPK7535N	1207440000021371
				24-Apr-2020	-15000	Sale	35000	0.25		
				01-May-2020	-21000	Sale	14000	0.10		
				08-May-2020	-3000	Sale	11000	0.08		
				15-May-2020	-2000	Sale	9000	0.07		
				29-May-2020	-9000	Sale				
						Balance	0	0.00		
15	BJD SECURITIES PRIVATE LTD	115112	0.83						AABC3110C	IN30302852580270
				24-Apr-2020	-16927	Sale	98185	0.71		
				01-May-2020	-23889	Sale	74296	0.54		
				08-May-2020	-10392	Sale	63904	0.46		
				15-May-2020	-7000	Sale	56904	0.41		
				05-Jun-2020	-2204	Sale	54700	0.40		
				12-Jun-2020	-17728	Sale	36972	0.27		
				26-Jun-2020	-6349	Sale	30623	0.22		
				30-Jun-2020	-13931	Sale	16692	0.12		
				21-Aug-2020	-6000	Sale	10692	0.08		
				20-Nov-2020	-10692	Sale				
						Balance	0	0.00		




E) Shareholding of Directors and Key Managerial Personnel:

SN	Shareholding of each Directors and each Key Managerial Personnel	Shareholding at the beginning of the year		Cumulative Shareholding during the year	
		No. of shares	% of total shares of the company	No. of shares	% of total shares of the company
DIRECTORS					
1	Rajneesh Oswal				
	At the beginnig of the year	6,250	0.05%	6,250	0.05%
	Date wise Increase/Decrease in Promoters Shareholding during the year specifying the reasons for increase/decrease (e.g. allotment/transfer/bonus/sweat equity etc.):	-		-	
	At the end of the year	6,250	0.05%	6,250	0.05%
2	Vishal Oswal				
	At the beginnig of the year	NIL		NIL	
	Date wise Increase / Decrease in Promoters Shareholding during the year specifying the reasons for increase /decrease (e.g. allotment / transfer / bonus/ sweat equity etc.):				
	At the end of the year	NIL		NIL	
3	Kunal Oswal				
	At the beginnig of the year	85,250	0.62%	85,250	0.62%
	Date wise Increase / Decrease in Promoters Shareholding during the year specifying the reasons for increase /decrease (e.g. allotment / transfer / bonus/ sweat equity etc.):				
	At the end of the year	85,250	0.62%	85,250	0.62%
4	Anil Kumar				
	At the beginnig of the year	1,325	0.01%	1,325	0.01%
	Date wise Increase / Decrease in Promoters Shareholding during the year specifying the reasons for increase /decrease (e.g. allotment / transfer / bonus/ sweat equity etc.):				
	At the end of the year	1,325	0.01%	1,325	0.01%
5	HARBHAJAN KAUR BAL				
	At the beginnig of the year	NIL		NIL	
	Date wise Increase / Decrease in Promoters Shareholding during the year specifying the reasons for increase /decrease (e.g. allotment / transfer / bonus/ sweat equity etc.):				
	At the end of the year	NIL		NIL	



SN	Shareholding of each Directors and each Key Managerial Personnel	Shareholding at the beginning of the year		Cumulative Shareholding during the year	
		No. of shares	% of total shares of the company	No. of shares	% of total shares of the company
6	Prem Kumar				
	At the beginning of the year	NIL		NIL	
	Date wise Increase / Decrease in Promoters Shareholding during the year specifying the reasons for increase /decrease (e.g. allotment / transfer / bonus/ sweat equity etc.):				
	At the end of the year	NIL		NIL	
7	R.C. Juneja				
	At the beginning of the year	NIL		NIL	
	Date wise Increase / Decrease in Promoters Shareholding during the year specifying the reasons for increase /decrease (e.g. allotment / transfer / bonus/ sweat equity etc.):				
	At the end of the year	NIL		NIL	
8	Pratibha Goyal				
	At the beginning of the year	NIL		NIL	
	Date wise Increase / Decrease in Promoters Shareholding during the year specifying the reasons for increase/decrease (e.g. allotment / transfer / bonus/ sweat equity etc.):				
	At the end of the year	NIL		NIL	
Key Managerial Personnel					
1	Ruchita Vij (Company Secretary)				
	At the beginning of the year	NIL		NIL	
	Date wise Increase / Decrease in Promoters Shareholding during the year specifying the reasons for increase /decrease (e.g. allotment / transfer / bonus/ sweat equity etc.):				
	At the end of the year	NIL		NIL	
2	R. K. Mahajan (CFO)				
	At the beginning of the year	NIL		NIL	
	Date wise Increase / Decrease in Promoters Shareholding during the year specifying the reasons for increase /decrease (e.g. allotment / transfer / bonus/ sweat equity etc.):				
	At the end of the year	NIL		NIL	



V. INDEBTEDNESS AS ON 31.03.2021- Indebtedness of the Company including interest outstanding/accrued but not due for payment.

Rs in Lakhs


Details	Secured Loans excluding deposits Term Loans	Secured Loans Working Capital	Unsecured Loans	Deposits	Total Indebtedness
Indebtedness at the beginning of the financial year					
i) Principal Amount	2,919.24	1,717.52	402.19	561.57	5,600.52
ii) Interest due but not paid	7.54	4.36	0.00	0.00	11.90
iii) Interest accrued but not due	0.00	0.00	74.15	64.45	138.60
Total (i+ii+iii)	2,926.78	1,721.88	476.34	626.02	5,751.02
Change in Indebtedness during the financial year					
* Addition	713.28	1,200.00	578.75	35.45	2,527.48
* Reduction	-347.51	-1,319.36	-160.50	-4.05	-1,831.42
Interest accrued	-7.54	-4.31	8.10	9.99	6.24
Net Change	358.23	-123.67	426.35	41.39	702.30
Indebtedness at the end of the financial year					
i) Principal Amount	3,285.01	1,598.16	820.44	592.97	6,296.58
ii) Interest due but not paid	0.00	0.05	0.00	0.00	0.05
iii) Interest accrued but not due	0.00	0.00	82.25	74.45	156.70
Total (i+ii+iii)	3,285.01	1,598.21	902.69	667.42	6,453.33



VI. REMUNERATION OF DIRECTORS AND KEY MANAGERIAL PERSONNEL						
A. Remuneration to Managing Director, Whole-time Directors and/or Manager:						(Rs. in Lakhs)
SN	Particulars of Remuneration	Name of MD/WTD/ Manager				Total Amount
		Rajneesh Oswal	Vishal Oswal	Anil Kumar	Kunal Oswal	
1	Gross salary					
	(a) Salary as per provisions contained in section 17(1) of the Income-tax Act, 1961	221.71	221.42	36.90	15.55	495.58
	(b) Value of perquisites u/s 17(2) Income-tax Act, 1961	6.61	6.57	36.15	1.77	51.10
	(c) Profits in lieu of salary under section 17(3) Income- tax Act, 1961	0.00	0.00	0.00	0.00	0.00
2	Stock Option	0.00	0.00	0.00	0.00	0.00
3	Sweat Equity	0.00	0.00	0.00	0.00	0.00
4	Commission - as % of profit - others, specify...	0.00	0.00	0.00	0.00	0.00
5	Others, please specify - PF and performance	1.99	1.71	36.90	2.00	42.60
	Total (A)	230.31	229.70	109.95	19.32	589.28
	Ceiling as per the Act	The remuneration paid to Executive Directors is within the limits prescribed under Companies Act, 2013.				




B. Remuneration to other directors					(Rs. in Lakhs)	
SN.	Particulars of Remuneration	Name of Directors				Total Amount
		HARBHAJAN KAUR BAL	Prem Kumar	R.C. Juenja	Pratibha Goyal	
1	Independent Directors					
	Fee for attending Board and committee meetings	0.2	0.90	1.15	1.30	3.55
	Commission	Nil	Nil	Nil	Nil	Nil
	Others, please specify	Nil	Nil	Nil	Nil	Nil
	Total (1)	0.2	0.90	1.15	1.30	3.55
2	Other Non-Executive Directors	0	0	0	0	0
	Fee for attending board committee meetings	0	0	0	0	0
	Commission	0	0	0	0	0
	Others, please specify	0	0	0	0	0
	Total (2)	0	0	0	0	0
	Total (B)=(1+2)	0.2	0.90	1.15	1.30	3.55
	Total Managerial Remuneration (A+B)	592.83				
	Overall Ceiling as per the Act	The sitting fees paid to Non-Executive Directors is within the limits prescribed under Companies Act, 2013.				



C.REMUNERATION TO KEY MANAGERIAL PERSONNEL OTHER THAN MD/MANAGER/WTD

(Rs. in lakhs)

SN	Particulars of Remuneration	Key Managerial Personnel		
		CFO : Rakesh Mahajan	CS : Ruchita Vij	Total
1	Gross salary			
	(a) Salary as per provisions contained in section 17(1) of the Income-tax Act, 1961	13.58	7.11	20.69
	(b) Value of perquisites u/s 17(2) Income-tax Act, 1961	0.00	0.00	0.00
	(c) Profits in lieu of salary under section 17(3) Income-tax Act, 1961	0.00	0.00	0.00
2	Stock Option	0.00	0.00	0.00
3	Sweat Equity	0.00	0.00	0.00
4	Commission	0.00	0.00	0.00
	- as % of profit	0.00	0.00	0.00
	others, specify...	0.00	0.00	0.00
5	Others	0.00	0.00	0.00
	Total	13.58	7.11	20.69



VII. PENALTIES/PUNISHMENT/COMPOUNDING OF OFFENCES:					
Type	Section of the Companies Act	Brief Description	Details of Penalty / Punishment/ Compounding fees imposed	Authority [RD / NCLT/ COURT]	Appeal made, if any (give Details)
A. COMPANY					
Penalty			NIL		
Punishment					
Compounding					
B. DIRECTORS					
Penalty			NIL		
Punishment					
Compounding					
C. OTHER OFFICERS IN DEFAULT					
Penalty			NIL		
Punishment					
Compounding					

